



4.1 FT 系列接头、气管

本系列包含各型快插式接头、截止阀、节流阀、单向阀、消音器以及气管，品类齐全、性价比高。

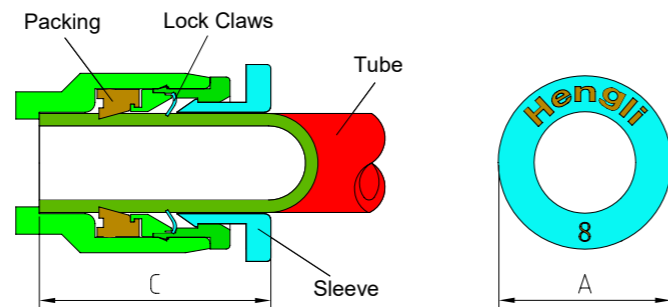
管接头系列产品使用的注意事项

The attention of using the Quick Connecting Tube Fitting

快插式接头的基本结构 / The Structure of the Quick Connecting Tube Fittings

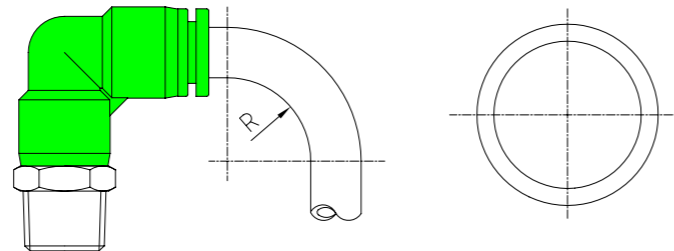
连接气管时，应确保气管的切断端面成直角，管子的表面无裂纹及划痕；连接气管时，应往管接头内插入气管，应把管子末端完全插入到 C，如不完全插到底则会存在泄漏的可能；连接好气管后，气管就会被卡簧锁死而不会脱落，并被密封圈密封住，从而不会泄漏；拆卸气管时，住下压圆形的释放环使卡簧完全张开后，抽出气管即可。

When installing the tube into the quick connecting tube fitting, use the tube cutter to make a straight 90 degree cut. Tube should be pushed into the fitting completely past the packing, allowing the lock claws to fully retain the tube in place. If this is not done, leakage may occur. For removal of the tube, press the sleeve to recess the lock claws, then pull out the tube.



拆卸气管用释放环的尺寸 / Depth of Assembling tube with Fitting

Tube Size	Standard Type							Compact Type			Standard Type					
	Φ4	Φ6	Φ8	Φ10	Φ12	Φ14	Φ16	Φ3	Φ4	Φ6	Φ5/32	Φ3/16	Φ1/4	Φ5/16	Φ3/8	Φ1/2
A	10.5	12.5	14	17	20.5	22	24	6.5	8	10	10.5	10.5	12.5	14	17	20.5



与管接头相连接的气管公差见表 3，如使用的气管断面为椭圆形，则推荐使用椭圆的长径与短径之差为 0.2mm 以内的气管，在连接气管后，如气管被过分地拉伸和弯曲，则对管接头有不好的影响，有可能会引起泄漏及安全问题，请根据下表进行作业。

Tube has a tolerance, which is shown in table 3 and ellipticity of within 0.2mm (between Max and Min diameter) is allowed for the tube. The tube must not be bent excessively near the joint. For installation of the tube, use the recommendation below.

按气管尺寸分类的曲率半径 / The Radius of Curvature for Tubing per Size

Tube Size	Standard Type							Compact Type			Standard Type					
	Φ4	Φ6	Φ8	Φ10	Φ12	Φ14	Φ16	Φ3	Φ4	Φ6	Φ5/32	Φ3/16	Φ1/4	Φ5/16	Φ3/8	Φ1/2
R	20	30	50	80	150	230	350	15	20	30	20	25	30	50	80	150

- 管接头系列产品使用的注意事项

- The attention of using the Quick Connecting Tube Fitting

安全警告 / WARNING

- 请勿使用空气和水以外的任何流体（某些型号可以用水）
- 在有火花的场合使用，请选用全金属接头，以免引起火灾
- 在需要旋转的场合使用，请使用旋转型接头
- 在 60°C 以上的高温环境中（水或热油）使用，请与本公司联系后再使用
- 在需要防静电的环境下使用，请与本公司联系后再使用，静电可能导致产品质量下降或引起故障
- 在接头上施加外部负荷（扭曲、弯曲、牵拉）有可能导致产品损坏或泄露
- Never use for fluids other than air and water (Water: available in case of special type only)
- Never use at the place of spatter to avoid fire
- Be sure to use with Rotary Joint to prevent damage or leakage at the place of rotation
- Never use with water hotter than 60°C. This causes breakage of resin due to hydrolysis or heat
- Be sure to use after checking static electricity prevention requirements
- Avoid external impact such as bending, twisting and drawing on fittings

注意事项 / CAUTION

1. 在使用非本公司生产的气管（尼龙管或聚酯管），请先确认气管外径是否符合表 3 所示公差。
1. Be sure to meet the following conditions for the tube, otherwise it may cause leakage of air or inferiority of the application.

2. 连接气管时的注意事项：

- (1) 插入气管前请确认气管末端是否已经切成 90° 直角，气管表面无裂痕、划痕，并且没有成为椭圆
- (2) 插入气管时，为了防止泄漏，请将气管末端完全插入到位
- (3) 插入气管后，请确认气管不会被拉出

Size	Nylon Tube	Polyurethane Tube	Size	Nylon Tube	Polyurethane Tube
φ3mm	±0.08	±0.08	φ1/8	±0.08	±0.08
φ4mm	±0.1	±0.1	φ5/32	±0.1	±0.1
φ6mm	±0.1	±0.1	φ3/16	±0.1	±0.1
φ8mm	±0.1	±0.1	φ1/4	±0.1	±0.1
φ10mm	±0.15	±0.1	φ5/16	±0.1	±0.1
φ12mm	±0.15	±0.1	φ3/8	±0.15	±0.1
φ14mm	±0.15	±0.1	φ1/2	±0.15	±0.1
φ16mm	±0.15	±0.1			

表 3 气管外径公差对照表。Table3: ID tolerance

2. Cautions in the application of tube:

- (1) Be sure to confirm that the section of tube is cut at a right angle. Make sure that there is no indication of damage to the outside of the tube
- (2) Be sure to confirm that the tube is inserted into the packing, in order to sure no leakage
- (3) Be sure to confirm that the tube will not be pulled out after the tube inserted

3. 拆卸气管时注意事项：

- (1) 拆卸气管前请先确认气管内的压力为零，往下压圆形的释放环使卡簧完全张开后，抽出气管即可，如不完全压到位，则有可能管子无法拉出或刮伤管子，并且接头内将留下管子的刮屑
- (2) 拆卸气管时，不要左右或 360 度旋转气管，如此气管有可能被卡簧划出沟槽，导致拉不出来

3. Cautions on disconnecting tube:

- (1) Before disconnecting tube, be sure to confirm that the pressure inside the tube is at 0. And Pull it out after pressing the sleeve equally on both sides. Unequal pressing strength will make scratch on tube by insufficient open of lock claws, this will cause air leakage
- (2) Be sure not to shake or make 360 degree rotation when disconnecting the tube. The scratch made by the misuses will cause air leakage

- 管接头系列产品使用的注意事项

-The attention of using the Quick Connecting Tube Fitting

- 注意事项 /-CAUTION

4. 安装连接体时的注意事项:

- (1) 安装连接体时, 应使用合适的工具, 通过接头的内六角或外六角将其紧固
- (2) 紧固接头螺纹时, 使用规定扭矩范围使用高于规定值的扭矩会导致螺纹或垫圈变形, 从而造成泄漏, 使用低于规定值的扭矩会造成螺纹松动和泄漏
- (3) 对于紧固后管道方向不会改变的接头, 应在推荐扭矩内的范围内进行调整

4.Cautions on treatment of the equipment body:

- (1)When fastening the body onto the six-angle part of the inside and outside of the fitting. Choose the correct tool and size
- (2)When fastening the thread, please refer to the specified torque range. If torque is higher than the recommended, this may cause damage or air leakage. If torque is lower than the recommended, this may cause air leakage
- (3)After fastening the Quick Connecting Tube Fitting, the direction of it won't be changed. If adjusting, please refer to the range of the torque

5. 拆卸连接体的注意事项:

- (1) 拆卸连接体时, 通过接头的内六角或外六角使用合适的工具将其拆卸
- (2) 拆卸后将配对设备上的螺纹胶清理干净, 残留的螺纹胶会进入周边设备并造成故障

5.Cautions on disconnecting the equipment body:

- (1)When disconnecting the body onto the six-angle part of the inside and outside of the fitting. Choose the correct tool and size
- (2)After disconnecting the body, please clean the thread glue on equipment, otherwise the remaining thread glue will enter the equipment and cause damage

目录

Contents

➤ 01 快插式气动管接头 Quick Connecting Tube Fittings	06
➤ 02 节流阀 Speed Controls	12
➤ 03 截止阀 Stop Fittings	14
➤ 04 单向阀 Check Valves	16
➤ 05 过渡接头 Transition Fittings	18
➤ 06 禁铜禁锌快插式接头 SF 系列 Copper/Zinc-free Specifications Quick Connecting Tube Fittings-SF Series	19
➤ 07 消声器 Silencers	21
➤ 08 聚氨酯管 Pu Tubes	23

快插式气动管接头

Quick Connecting Tube Fittings

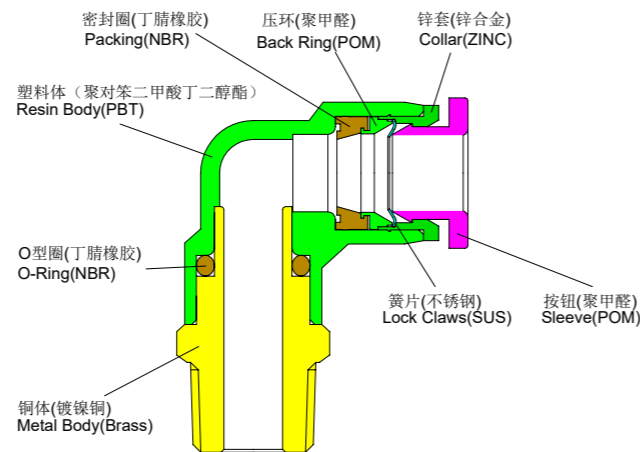
订购号 / Order

PC	06														01		
型号 / model	①														②		
①	管径 / Tube Outer Diameter																
	代号 / Code	04	05	06	07	08	09	10	11	12	13	14	15	16			
	气管外径 / Tube Outer Diameter	Φ4	Φ5	Φ6	Φ7	Φ8	Φ9	Φ10	Φ11	Φ12	Φ13	Φ14	Φ15	Φ16			
②	螺纹尺寸 / Thread Size																
		英制锥管螺纹 / Taper Pipe Thread					英制直管螺纹 / G Thread				公制螺纹 / Metric Thread						
	代号 / Code	01	02	03	04	06	G01	G02	G03	G04	M5	M6	M8×1				
	尺寸 / Size	R1/8	R1/4	R3/8	R1/2	R3/4	G1/8	G1/4	G3/8	G1/2	M5×0.8	M6×1	M8×1				

特点 / FEATURES

- 快插式气动管接头用于气动管类系统
- 管接头具有各种各样的型号, 可以满足你在气动管类系统中的所有需要
- 即使安装之后, 管道的方向仍然可以自由改变
- 镀镍的铜体可以防腐蚀和污染
- 所有的 R 和 NPT 螺纹胶都起密封作用
- 所有的直螺纹都用标准的 O 型圈
- One-Touch tube fittings are used in pneumatics piping
- The tube fittings come in a wide variety of models to meet all your needs in pneumatics piping
- Even after installation, the direction of the tube can be changed freely
- Nickel-Plated metal body ensures Anti-Corrosion and Anti-Contamination
- All R and NPT threads are Pre-Coated sealant
- All cylindrical threads are standard with O-Ring seals

结构图 / STRUCTURE CHART



技术参数 / SPECIFICATIONS

使用流体 / Fluid	空气, 真空 / Air, Vacuum
使用压力范围 / Operating Pressure	0 ~ 1.0MPa (150psi)
负压 / Negative Pressure	-100Kpa (-29.5in-Hg)
耐压 / Max Pressure	1.5MPa
使用环境及流体温度 / Operating Temperature	-20~70° C (-4~158° F)
适用软管 / Applicable Tube	PU 及尼龙管 / Polyurethane and Nylon

- 快插式气动管接头

- Quick Connecting Tube Fittings

PC 螺纹直通



MODEL				
PC04-M5	PC06-01	PC08-02	PC12-01	PC15-04
PC04-M6	PC06-02	PC08-03	PC12-02	PC16-02
PC04-01	PC06-03	PC08-04	PC12-03	PC16-03
PC04-02	PC06-04	PC10-01	PC12-04	PC16-04
PC04-03	PC08-M5	PC10-02	PC14-03	PC16-06
PC06-M5	PC08-M6	PC10-03	PC14-04	
PC06-M6	PC08-01	PC10-04	PC15-03	

PL45-45° 螺纹弯头



MODEL				
PL45 04-M5	PL45 06-M5	PL45 06-04	PL45 10-01	PL4512-02
PL45 04-M6	PL45 06-M6	PL45 08-01	PL4510-02	PL4512-03
PL45 04-01	PL45 06-01	PL45 08-02	PL45 10-03	PL4512-04
PL45 04-02	PL45 06-02	PL45 08-03	PL4510-04	
PL45 04-03	PL45 06-03	PL45 08-04	PL4512-01	

PCF 内螺纹直通



MODEL				
PCF04-M5	PCF06-M6	PCF08-01	PCF10-02	PCF12-03
PCF04-M6	PCF06-01	PCF08-02	PCF10-03	PCF12-04
PCF04-01	PCF06-02	PCF08-03	PCF10-04	PCF16-03
PCF04-02	PCF06-03	PCF08-04	PCF12-01	PCF16-04
PCF06-M5	PCF06-04	PCF10-01	PCF12-02	

PK 塑料五通



MODEL				
PK04	PK08	PK06-04	PK08-06	PK10-08
PK06	PK10	PK08-04	PK10-06	

POC 圆螺纹直通



MODEL				
POC04-M5	POC06-M6	POC08-01	POC10-02	POC12-03
POC04-M6	POC06-01	POC08-02	POC10-03	POC12-04
POC04-01	POC06-02	POC08-03	POC10-04	POC16-03
POC04-02	POC06-03	POC08-04	POC12-01	POC16-04
POC06-M5	POC06-04	POC10-01	POC12-02	

PKD 螺纹五通



MODEL				
PKD04-M5	PKD06-M5	PKD06-04	PKD08-04	PKD10-04
PKD04-01	PKD06-01	PKD08-01	PKD10-01	
PKD04-02	PKD06-02	PKD08-02	PKD10-02	
PKD04-03	PKD06-03	PKD08-03	PKD10-03	

PB 螺纹正三通



MODEL				
PB04-M5	PB06-M6	PB08-02	PB10-04	PB14-04
PB04-M6	PB06-01	PB08-03	PB12-01	PB15-03
PB04-01	PB06-02	PB08-04	PB12-02	PB15-04
PB04-02	PB06-03	PB10-01	PB12-03	PB16-03
PB04-03	PB06-04	PB10-02	PB12-04	PB16-04
PB06-M5	PB08-01	PB10-03	PB14-03	PB16-06

PLL 加长 L 型 螺纹弯头




MODEL				
PLL04-M5	PLL06-M6	PLL08-01	PLL10-02	PLL12-03
PLL04-M6	PLL06-01	PLL08-02	PLL10-03	PLL12-04
PLL04-01	PLL06-02	PLL08-03	PLL10-04	
PLL04-02	PLL06-03	PLL08-04	PLL12-01	
PLL06-M5	PLL06-04	PLL10-01	PLL12-02	

- 快插式气动管接头


- Quick Connecting Tube Fittings

PD
螺纹侧三通




MODEL				
PD04-M5	PD06-M6	PD08-02	PD10-04	PD14-04
PD04-M6	PD06-01	PD08-03	PD12-01	PD15-03
PD04-01	PD06-02	PD08-04	PD12-02	PD15-04
PD04-02	PD06-03	PD10-01	PD12-03	PD16-03
PD04-03	PD06-04	PD10-02	PD12-04	PD16-04
PD06-M5	PD08-01	PD10-03	PD14-03	PD16-06

PLN
新螺纹弯头




MODEL				
PLN04-M5	PLN06-M6	PLN08-02	PLN10-04	PLN14-04
PLN04-M6	PLN06-01	PLN08-03	PLN12-01	PLN16-03
PLN04-01	PLN06-02	PLN08-04	PLN12-02	PLN16-04
PLN04-02	PLN06-03	PLN10-01	PLN12-03	
PLN04-03	PLN06-04	PLN10-02	PLN12-04	
PLN06-M5	PLN08-01	PLN10-03	PLN14-03	

PLF
内螺纹弯头




MODEL				
PLF04-M5	PLF06-M6	PLF08-01	PLF10-02	PLF12-03
PLF04-M6	PLF06-01	PLF08-02	PLF10-03	PLF12-04
PLF04-01	PLF06-02	PLF08-03	PLF10-04	
PLF04-02	PLF06-03	PLF08-04	PLF12-01	
PLF06-M5	PLF06-04	PLF10-01	PLF12-02	

PU
塑料直通




MODEL				
PU04	PU12	PU06-04	PU10-08	PU14-12
PU06	PU14	PU08-04	PU12-06	PU16-12
PU08	PU15	PU08-06	PU12-08	PU16-14
PU10	PU16	PU10-06	PU12-10	

PE
塑料正三通




MODEL				
PE04	PE14	PE08-06-08	PE14-12-14	PE08-10-08
PE06	PE15	PE10-06-10	PE16-12-16	PE10-12-10
PE08	PE16	PE10-08-10	PE16-14-16	PE12-16-12
PE10	PE06-04-06	PE12-08-12	PE04-06-04	
PE12	PE08-04-08	PE12-10-12	PE06-08-06	

PPLL
塑料加长型
螺纹弯头




MODEL				
PPLL04-M5	PLL06-M6	PLL08-01	PLL10-02	PLL12-03
PLL04-M6	PLL06-01	PLL08-02	PLL10-03	PLL12-04
PLL04-01	PLL06-02	PLL08-03	PLL10-04	
PLL04-02	PLL06-03	PLL08-04	PLL12-01	
PLL06-M5	PLL06-04	PLL10-01	PLL12-02	

PY
塑料 Y 三通




MODEL				
PY04	PY12	PY06-04	PY10-08	PY16-12
PY06	PY14	PY08-04	PY12-08	
PY08	PY15	PY08-06	PY12-10	
PY10	PY16	PY10-06	PY14-12	

PL
L 型螺纹弯头




MODEL				
PL04-M5S	PL04-01S	PL04-G01S	PL06-M5S	PL06-01S
PL06-G01S				
PL04-M5	PL06-01	PL08-03	PL12-02	PL16-02
PL04-M6	PL06-02	PL08-04	PL12-03	PL16-03
PL04-01	PL06-03	PL10-01	PL12-04	PL16-04
PL04-02	PL06-04	PL10-02	PL14-03	PL16-06
PL04-03	PL08-M5	PL10-03	PL14-04	
PL06-M5	PL08-01	PL10-04	PL15-03	
PL06-M6	PL08-02	PL12-01	PL15-04	

PZ
塑料四通



MODEL				
PZ04	PZ06	PZ08	PZ10	PZ12

PAF
双管串联接头




MODEL				
PAF04-01	PAF06-01	PAF08-02	PAF10-03	PAF12-04

- 快插式气动管接头


- Quick Connecting Tube Fittings

PV
塑料弯头




MODEL				
PV04	PV10	PV15	PV10-08	
PV06	PV12	PV16	PV12-10	
PV08	PV14	PV08-06		

PHF
串联接头




MODEL				
PHF04-M5	PHF06-01	PHF08-02	PHF10-03	PHF12-04
PHF04-01	PHF06-02	PHF08-03	PHF10-04	
PHF04-02	PHF06-03	PHF08-04	PHF12-02	
PHF06-M5	PHF08-01	PHF10-02	PHF12-03	

PH
外六角接头




MODEL				
PH04-M5	PH06-01	PH08-01	PH10-01	PH12-01
PH04-01	PH06-02	PH08-02	PH10-02	PH12-02
PH04-02	PH06-03	PH08-03	PH10-03	PH12-03
PH06-M5	PH06-04	PH08-04	PH10-04	PH12-04

POL
内六角直角接头




MODEL				
POL04-M5	POL06-01	POL08-01	POL10-01	POL12-01
POL04-01	POL06-02	POL08-02	POL10-02	POL12-02
POL04-02	POL06-03	POL08-03	POL10-03	POL12-03
POL06-M5	POL06-04	POL08-04	POL10-04	POL12-04

PHT (2)
串联直角 (2)




MODEL				
PHT04(2)	PHT0&03(2)	PHT0&03(2)	PHT10-03(2)	PHT12-04(2)
PHT0W2(2)	PHT0&04(2)	PHT0fr04(2)	PHT1W4 (2)	
PHT0&0 (2)	PHT0&01(2)	PHT1W1(2)	PHT12-02(2)	
PHT0*2(2)	PHT0&02 (2)	PHT10-02(2)	PHT12-03 (2)	

PHT (3)
串联直角 (3)




MODEL				
PHT04-01(3)	PHT06-03(3)	PHT08-04(3)	PHT10-04(3)	
PHT04-02(3)	PHT08-01(3)	PHT10-01(3)	PHT12-02 (3)	
PHT06-01(3)	PHT08-02(3)	PHT10-02(3)	PHT12-03(3)	
PHT06-02(3)	PHT08-03(3)	PHT10-03(3)	PHT12-04(3)	

PAT (2)
双管串联直角




MODEL				
PAT04-01(2)	PAT06-02(2)	PAT08-03(2)	PAT10-04(2)	
PAT04-02(2)	PAT06-03(2)	PAT08-04(2)	PAT12-02(2)	
PAT04-03(2)	PAT08-01(2)	PAT10-02(2)	PAT12-03(2)	
PAT06-01(2)	PAT08-02(2)	PAT10-03(2)	PAT12-04(2)	

PAT (3)
双管串联直角




MODEL				
PAT04-01(3)	PAT06-02(3)	PAT08-03(3)	PAT10-04(3)	
PAT04-02(3)	PAT06-03(3)	PAT08-04(3)	PAT12-02(3)	
PAT04-03(3)	PAT08-01(3)	PAT10-02(3)	PAT12-03(3)	
PAT06-01(3)	PAT08-02(3)	PAT10-03(3)	PAT12-04(3)	

PM
隔板直通




MODEL				
PM04	PM08	PM12	PM16	
PM06	PM10	PM14		

PPM
塑料隔板接头




MODEL				
PPM06	PPM08	PPM10	PPM12	

PMF
隔板内螺纹直通



MODEL				
PMF04-M5	PMF06-01	PMF08-01	PMF10-01	PMF12-01
PMF04-01	PMF06-02	PMF08-02	PMF10-02	PMF12-02
PMF04-02	PMF06-03	PMF08-03	PMF10-03	PMF12-03
PMF06-M5	PMF06-04	PMF08-04	PMF10-04	PMF12-04

PX
Y 型螺纹三通




MODEL				
PX04-M5	PX06-M5	PX06-04	PX10-01	PX12-02
PX04-M6	PX06-M6	PX08-01	PX10-02	PX12-03
PX04-01	PX06-01	PX08-02	PX10-03	PX12-04
PX04-02	PX06-02	PX08-03	PX10-04	
PX04-03	PX06-03	PX08-04	PX12-01	

- 快插式气动管接头

- Quick Connecting Tube Fittings


PA 双管外六角接头

MODEL				
PA04-01	PA06-01	PA08-02	PA10-03	PA12-04




PXJ 插入型五通

MODEL				
PXJ04-04	PXJ06-06	PXJ08-06	PXJ 10-04	PXJ 10-08
PXJ06-04	PXJ08-04	PXJ08-08	PXJ 10-06	




PBJ 插入型正三通

MODEL				
PBJ 04	PBJ 08	PBJ 12	PBJ 08-06	PBJ 12-10
PBJ 06	PBJ 10	PBJ 06-04	PBJ 10-08	




PXG 塑料 Y 五通

MODEL				
PXG04	PXG08	PXG08-04		
PXG06	PXG06-04	PXG08-06		




PDJ 插入型侧三通

MODEL				
PDJ 04	PDJ 08	PDJ 12	PDJ 08-06	PDJ 12-10
PDJ 06	PDJ 10	PDJ 06-04	PDJ 10-08	




PXT Y型螺纹五通

MODEL				
PXT04-01	PXT06-01	PXT06-03	PXT08-01	PXT08-03
PXT04-02	PXT06-02	PXT06-04	PXT08-02	PXT08-04




PKJ 插入型五通

MODEL				
PKJ04	PKJ08	PKJ06-04	PKJ08-06	PKJ 10-08
PKJ06	PKJ10	PKJ08-04	PKJ10-06	




PLJ 插入型弯头

MODEL				
PLJ04	PLJ10	PLJ06-04	PLJ10-06	PLJ12-10
PLJ06	PLJ12	PLJ08-04	PLJ10-08	
PLJ08		PLJ08-06	PLJ12-08	




PGJ 插入型直通

MODEL				
PGJ06-04	PGJ08-06	PGJ10-08	PGJ12-08	PGJ16-12
PGJ08-04	PGJ10-06	PGJ12-06	PGJ12-10	



PYJ 插入型 Y 三通

MODEL				
PYJ04	PYJ10	PYJ06-04	PYJ10-06	PYJ12-10
PYJ06	PYJ12	PYJ08-04	PYJ10-08	
PYJ08		PYJ08-06	PYJ12-08	




- 快插式气动管接头

- Quick Connecting Tube Fittings


PLM 隔板弯头

MODEL				
PLM04	PLM08	PLM12		
PLM06	PLM10			




PPGJ 插入型塑料直通

MODEL				
PPGJ06-04	PPGJ08-06	PPGJ10-08	PPGJ12-08	
PPGJ08-04	PPGJ 10-06	PPGJ12-06	PPGJ12-10	




PLJ45- 插入型 45°弯头

MODEL				
PLJ45 04	PLJ45 08	PLJ4512	PLJ45 06-04	PLJ45 10-08
PLJ45 06	PLJ45 10		PLJ45 08-06	PLJ45 12-10




PP 管塞

MODEL				
PP04	PP06	PP08	PP10	




PGT 外六角双向接头

MODEL				
PGT04-01	PGT06-02	PGT08-02		
PGT06-01	PGT08-01	PGT10-02		



PPF 管帽

MODEL				
PPF04	PPF07	PPF10		
PPF06	PPF08	PPF12		



节流阀

Speed controls

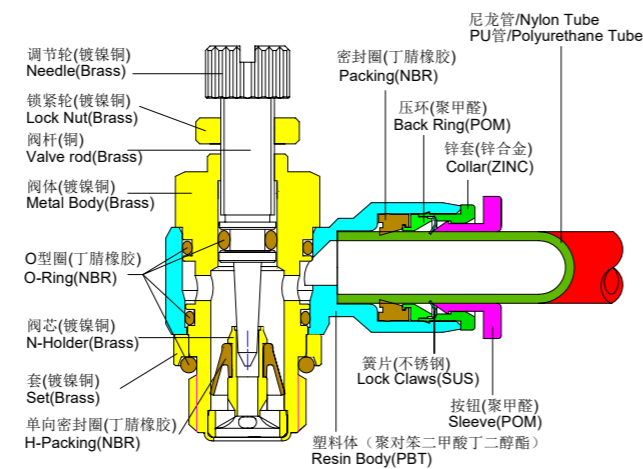
订购号 / Order

型号 model	S	C			06		-01		□		-□											
指引 guide	①	②			③		④		⑤		⑥											
①	类别 series	S			N			BS														
	代号 / Code	S			N			BS														
②	种类 / form	标准型 Standard			全铜 Metal			管道型 Union			万向型 With Swiveling		带锁型 With Lock		无调节轮型 Without Handwheel		全铜无调节轮型 Metal Without Handwheel		大流量型 Large Flow		带锁管道阀 With Lock Pipeline Valve	
	代号 / Code	C	CT	U	S	CW	CA	CAT	CD	UW												
③	管径 / Tube Outer Diameter	04			06		08		10		12											
	气管外径 / Tube Outer Diameter	Φ4			Φ6		Φ8		Φ10		Φ12											
④	- 螺纹尺寸 / Thread Size	英制锥管螺纹 / Taper Pipe Thread			英制直管螺纹 / G Thread				公制螺纹 / Metric Thread													
	代号 / Code	01	02	03	04	G01	G02	G03	G04	M3	M5											
	尺寸 / Size	R1/8	R1/4	R3/8	R1/2	G1/8	G1/4	G3/8	G1/2	M3×0.5	M5×0.8											
⑤	尺寸 / size	其它 other			C		超小型 / compact															
⑥	- 控制方式 Control Way	排气节流 / Exhaust Control out			B		进气节流 / Entering air Control in															

特点 / FEATURES

- 用于控制驱动设备的运行速度
- 由于塑料体与接头体的旋转，所以引出方向是自由。
- Used to control the speed of the working equipment
- Because of the resin body and metal body rotation lead to the direction S free.

结构图 / STRUCTURE CHART



技术参数 / SPECIFICATIONS

使用流体 / Fluid	空气, 真空 / Air, Vacuum
使用压力范围 / Operating Pressure	0.1 ~ 1.0MPa (15 ~ 150psi)
耐压 / Max Pressure	1.5MPa (225psi)
使用环境及流体温度 / Operating Temperature	-20~70° C (-4~158° F)
适用软管 / Applicable Tube	PU 及尼龙管 / Polyurethane and Nylon

- 节流阀

- Speed controls

SC 节流阀标准型



MODEL				
SC04-M3(B)	SC06-01(B)	SC08-01(B)	SC10-02(B)	SC12-03(B)
SC04-M5(B)	SC06-02(B)	SC08-02(B)	SC10-03(B)	SC12-04(B)
SC04-01(B)	SC06-03(B)	SC08-03(B)	SC10-04(B)	
SC04-02(B)	SC06-04(B)	SC08-04(B)	SC12-01(B)	
SC06-M5(B)	SC08-M5(B)	SC10-01(B)	SC12-02(B)	

SCA 节流阀



MODEL				
SCA04-M5(B)	SCA06-01(B)	SCA08-01(B)	SCA10-01(B)	SCA12-02(B)
SCA04-01(B)	SCA06-02(B)	SCA08-02(B)	SCA10-02(B)	SCA12-03(B)
SCA04-02(B)	SCA06-03(B)	SCA08-03(B)	SCA10-03(B)	SCA12-04(B)
SCA06-M5(B)	SCA06-04(B)	SCA08-04(B)	SCA10-04(B)	

SS 自由旋转型



MODEL				
SS04-M5(B)	SS06-01(B)	SS10-01(B)	SS12-03(B)	
SS04-01(B)	SS06-02(B)	SS10-02(B)		
SS06-M5(B)	SS08-02(B)	SS12-02(B)		

SCD 大流量节流阀



MODEL				
SCD04-M5	SCD06-01	SCD08-01		
SCD06-M5	SCD06-02	SCD08-02		

SCW 带锁节流阀



MODEL				
SCW04-M3(B)	SCW06-01(B)	SCW08-03(B)	SCW12-03(B)	
SCW04-M5(B)	SCW06-02(B)	SCW10-02(B)	SCW12-04(B)	
SCW04-01(B)	SCW08-01(B)	SCW10-03(B)		
SCW06-M5(B)	SCW08-02(B)	SCW1(M)4(B)		

SC04-M5 迷你节流阀



MODEL				
SC04-M5C				

SU 管道阀



MODEL				
SU04	SU06	SU08	SU10	SU12
SU1/2	SU1/4	SU3/8	SU3/16	SU5/16
SU5/32				

NU 管道阀



MODEL				
INU04	INU06	INU08	INU10	
INU12				

截止阀

Stop Fittings

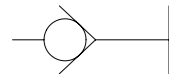
订购号 / Order

SPC	06						-01						
型号 \ model	①						②						
①	管径 / Tube Outer Diameter												
	代号 / Code	04	06	08	10	12							
	气管外径 / Tube Outer Diameter	Φ4	Φ6	Φ8	Φ10	Φ12							
②	螺纹尺寸 / Thread Size												
		英制锥管螺纹 / Taper Pipe Thread				英制直管螺纹 / G Thread				公制螺纹 / Metric Thread			
	- 代号 / Code	01	02	03	04	G01	G02	G03	G04	M5	M6		
	尺寸 / Size	R1/8	R1/4	R3/8	R1/2	G1/8	G1/4	G3/8	G1/2	M5×0.8	M6×1		

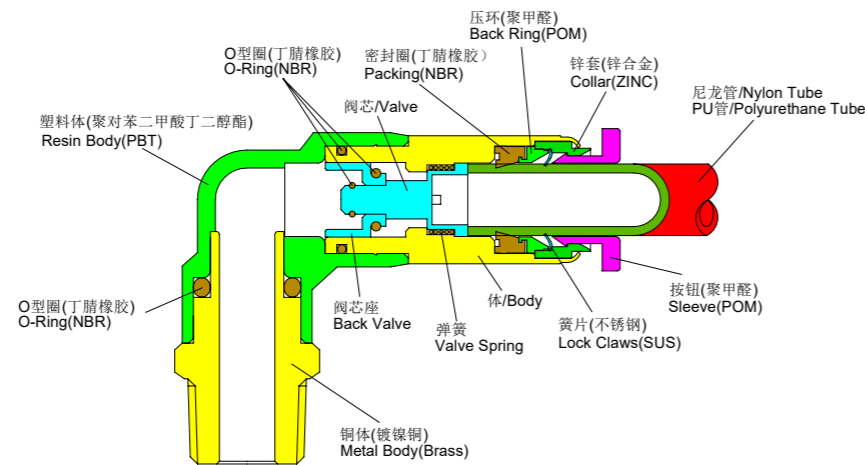
特点 / FEATURES

- 当管子断开连接时，能制止空气从接头流出，只有当重新连接上后，气体才能流通。
- Airflows S stopped from the tube if it is released, The airflows again only after the tube S connected.

- 符号如下:
- Symbol as follows:



结构图 / STRUCTURE CHART



技术参数 / SPECIFICATIONS

使用流体 / Fluid	空气 (无其他的气体和液体) Air (no other gases or liquids)
使用压力范围 / Operating Pressure	0 ~ 1.0MPa (150psi)
负压 / Negative Pressure	-100Kpa (-29.5in-Hg)
耐压 / Max Pressure	1.5MPa
使用环境及流体温度 / Operating Temperature	-20-70° C (-4-158° F)
适用软管 / Applicable Tube	PU 及尼龙管 / Polyurethane and Nylon

- 截止阀

- Stop Fittings

SPC



MODEL			
SPC 04-01	SPC 08-01	SPC 10-02	SPC 12-02
SPC 06-01	SPC 08-02	SPC 10-03	SPC 12-03
SPC 06-02	SPC 08-03	SPC 10-04	SPC 12-04

SPL



MODEL			
SPL04-M5	SPL06-M6	SPL 08-02	SPL 10-04
SPL04-M6	SPL 06-01	SPL 08-03	SPL 12-02
SPL 04-01	SPL 06-02	SPL 10-02	SPL 12-03
SPL06-M5	SPL 08-01	SPL 10-03	SPL 12-04

SPU



MODEL			
SPU 04	SPU 08	SPU 12	
SPU 06	SPU 10		

单向阀

Check valves

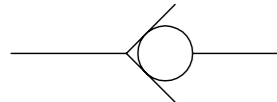
订购号 / Order

PCVC	06					-01				-□		
型号 \ model	①					②				③		
①	管径 / Tube Outer Diameter											
	代号 / Code	04	06	08	10	12						
	气管外径 / Tube Outer Diameter	Φ4	Φ6	Φ8	Φ10	Φ12						
②	螺纹尺寸 / Thread Size											
		英制锥管螺纹 / Taper PPe Thread				英制直管螺纹 / G Thread				公制螺纹 / Mertric Thread		
	- 代号 / Code	01	02	03	04	G01	G02	G03	G04	M5	M6	
	尺寸 / Size	R1/8	R1/4	R3/8	R1/2	G1/8	G1/4	G3/8	G1/2	M5×0.8	M6×1	
③	控制方式 / Control Way		螺纹流向管子 / Thread to Tube				B				管子流向螺纹 / Tube to Thread	

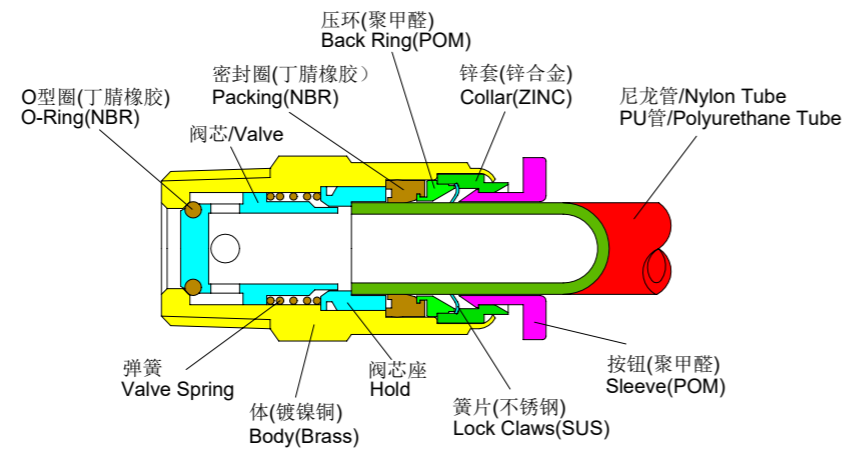
特点 / FEATURES

- 允许空气朝一个方向流动，阻止反方向的空气流通。
- Specifications: allow the airflow in one direction but stops in the reverse direction.

- 符号如下:
- Symbol as follows:



结构图 / STRUCTURE CHART



技术参数 / SPECIFICATIONS

使用流体 / Fluid	空气 (无其他的气体 and 液体) Air(no other gases or liquids)
使用压力范围 / operating Pressure	0.05-1.0MPa(150psi)
负压 / Negative Pressure	-100Kpa(-29.5in-Hg)
使用温度范围 / Operating Temperature	-20-70° C(-4-158° F)
适用软管 / Applicable Tube	PU 及尼龙 W/Polyurethane and Nylon

- 单向阀

- Check valves

PCVC



MODEL				
PCVC04-M5(B)	PCVC06-01(B)	PCVC 08-01(B)	PCVC 10-02(B)	PCVC 12-02(B)
PCVC04-M6(B)	PCVC06-02(B)	PCVC 08-02(B)	PCVC 10-03(B)	PCVC 12-03(B)
PCVC04-01(B)		PCVC 08-03(B)	PCVC 10-04(B)	PCVC 12-04(B)

PCVF



MODEL			
PCVF01-01(B)	PCVF02-02(B)	PCVF03-03(B)	PCVF04-04(B)

PCVU



MODEL				
PCVU-04	PCVU-06	PCVU-08		
PCVU-10	PCVU-12			

ACV



MODEL				
ACV-G01	ACV-G02			

过渡接头

Transition Fittings

订购号 / Order

BD	G01				- 02					
型号 \ model	①				②					
①	英制锥管螺纹 / Taper Pipe Thread				英制直管螺纹 / G Thread				公制螺纹 / Metric Thread	
	- 代号 / Code	01	02	03	04	G01	G02	G03	G04	M5
	螺纹尺寸 / Thread Size	R1/8	R1/4	R3/8	R1/2	G1/8	G1/4	G3/8	G1/2	M5×0.8
②	螺纹和①相同时省略: 例 CEF-G01/Elimination of the same threads : Example CEF-G01									

BA 内螺纹直通

MODEL				
BA-G01	BA-G02	BA-G03	BA-G04	BA-G02G01
BA-G03G01	BA-G04G01	BA-G03G02	BA-G04G02	BA-G04G03

BD 内外螺纹直通

MODEL				
BD-G0102	BD-G0103	BD-G0104	BD-G0203	BD-G0204
BD-G0304				

BP 内六角堵头

MODEL				
BP-01	BP-02	BP-03	BP-04	

BZ-G 外六角堵头

MODEL				
BZ-M5	BZ-G01	BZ-G02	BZ-G03	BZ-G04

CEF 内螺纹三通

MODEL			
CEF-G01	CEF-G02	CEF-G03	CEF-G04

BB 双外螺纹直通

MODEL				
BB-01	BB-03	BB-0102	BB-0203	BB-0304
BB-02	BB-04	BB-0103	BB-0104	BB-0204

BP-G 内六角堵头 -G 螺纹

MODEL				
BP-G01	BP-G02	BP-G03	BP-G04	BP-M5

BB-G 双外螺纹直通

MODEL				
BB-M5	BB-G01	BB-G03	BB-G01G02	BB-G02G03
BB-G03G04	BB-G02	BB-G04	BB-G01G03	BB-G02G04

禁铜禁锌快插式接头 SF 系列

Copper/Zinc-free Specifications Quick Connecting Tube Fittings-SF Series

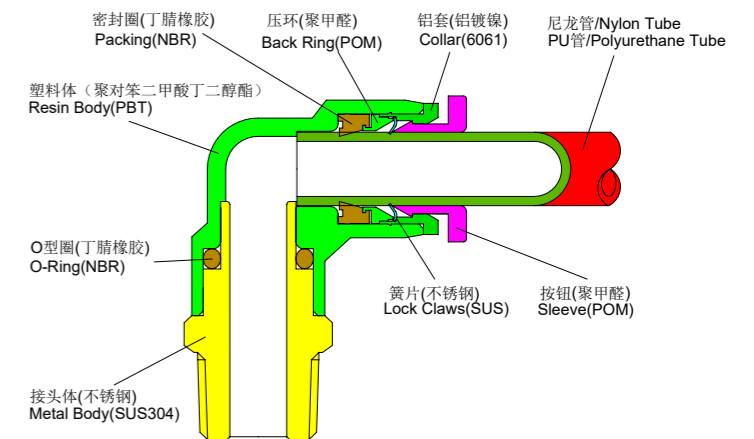
订购号 / Order

SFC	06				- 01		- □				
型号 \ model	①				②		③				
①	代号 / Code	04	06	08	10	12	16				
	管径 / Tube Outer Diameter	Φ4	Φ6	Φ8	Φ10	Φ12	Φ16				
②	英制锥管螺纹 / Taper Pipe Thread				英制直管螺纹 / G Thread		公制螺纹 / Metric Thread				
	- 代号 / Code	01	02	03	04	G01	G02	G03	G04	M5	M6
	螺纹尺寸 / Thread Size	R1/8	R1/4	R3/8	R1/2	G1/8	G1/4	G3/8	G1/2	M5×0.8	M6×1
③	锁紧套材质 / Collar Material		铝 / 6061		GT	不锈钢 / SUS304					

特点 / FEATURES

- 当可用于铜、锌材质有限的环境
- 本体为不锈钢，防腐性能强
- 外形尺寸与标准品相同
- It can be used in restricted environment of copper and zinc
- The body is stainless steel with strong corrosion resistance
- The dimensions are the same as the standard ones

结构图 / STRUCTURE CHART



技术参数 / SPECIFICATIONS

使用流体 / Fluid	空气, 真空 / Air, Vacuum
使用压力范围 / Operating Pressure	0 ~ 1.0MPa(150psi)
负压 / Negative Pressure	-100Kpa(-29.5in-Hg)
耐压 / Max Pressure	1.5MPa
使用环境及流体温度 / Operating Temperature	-20 ~ 70° C(-4 ~ 158° F)
适用软管 / Applicable Tube	PU 及尼龙管 / Polyurethane and Nylon

- 禁铜禁锌快插式接头 SF 系列

-Copper/Zinc-free Specifications Quick Connecting Tube Fittings-SF Series

SFC
螺纹直通

MODEL			
SFC04-M5	SFC06-01	SFC08-02	SFC10-04
SFC04-01	SFC06-02	SFC08-03	SFC12-03
SFC04-02	SFC06-03	SFC10-02	SFC12-04
SFC06-M5	SFC08-01	SFC10-03	SFC16-04

SFU
塑料直通

MODEL			
SFU04	SFU06	SFU08	SFU10
SFU12	SFU16		
SFU06-04	SFU08-06	SFU10-08	SFU12-10
SFU16-12			

SFE
塑料正三通

MODEL			
SFE04	SFE06	SFE08	SFE10
SFE12	SFE16		
SFE06-04-06	SFE08-06-08	SFE10-08-10	SFE12-10-12
SFE16-12-16			

SFPL
螺纹弯头

MODEL			
SFPL04-M5	SFPL06-01	SFPL08-02	SFPL10-04
SFPL04-01	SFPL06-02	SFPL08-03	SFPL12-03
SFPL04-02	SFPL06-03	SFPL10-02	SFPL12-04
SFPL06-M5	SFPL08-01	SFPL10-03	

SFV
塑料弯头

MODEL			
SFV04	SFV06	SFV08	SFV10
SFV12	SFV16		

SFY
塑料 Y 三通

MODEL			
SFY04	SFY06	SFY08	SFY10
SFY12	SFY16		
SFY06-04	SFY08-06	SFY10-08	SFY12-10
SFY16-12			

消声器

Silencers

订购号 /Order

	BSL	G01		-									
	①	②		③									
①	型号 \model												
②	英制锥管螺纹 Taper Pipe Thread			英制直管螺纹 G Thread		公制螺纹 Metric Thread							
	- 代号 /Code	01	02	03	04	G01	G02	G03	G04	G6	G10	G12	M5
	尺寸 /Size	R1/8	R1/4	R3/8	R1/2	G1/8	G1/4	G3/8	G1/2	G3/4	G1	G1-1/4	M5×0.8
③	金属不锈钢 /Stainless Steel			铜 /Brass		SC	SUS304		SS		SUS316		
	塑料 (PSU 和 PSL)/Plastic(PSU and PSL)			蓝色 /Blue		BK	黑色 /Black		OR		橙色 /Orange		

BESL-G 型
排气节流消声器

MODEL			
BESL-G01	BESL-G02	BESL-G03	BESL-G04

BSL-G
长头消声器

MODEL			
BSL-M5	BSL-G03	BSL-G10	
BSL-G01	BSL-G04	BSL-G12	
BSL-G02	BSL-G06	BSL-G14	

ISD-G
调速消声器

MODEL			
ISD-G01	ISD-G03	ISD-G06	
ISD-G02	ISD-G04	ISD-G10	

BSLM-G
平头消声器

MODEL			
BSLM-M5	BSLM-G02	BSLM-G04	BSLM-G10
BSLM-G01	BSLM-G03	BSLM-G06	

SDV-G
鸟巢消声器

MODEL			
SDV-G01	SDV-G03	SDV-G06	
SDV-G02	SDV-G04	SDV-G10	

PSE-G
塑料消声器

MODEL			
PSE-G01	PSE-G03	PSE-G06	
PSE-G02	PSE-G04	PSE-G10	

PSU-G
塑料消声器

MODEL			
PSU-M5	PSU-G02	PSU-G04	PSU-G10
PSU-G01	PSU-G03	PSU-G06	

PSUA-G
塑料消声器
(消音效果佳)

MODEL			
PSUA-G01			
PSUA-G02			

- 消声器

-Silencers

PSL-G 塑料消声器

MODEL			
PSL-G01	PSL-G03	PSL-G06	
PSL-G02	PSL-G04	PSL-G10	



BSL-SC/SS 长头消声器

MODEL			
BSL-M5-SC(SS)	BSL-01-SC(SS)	BSL-02-SC(SS)	BSL-03-SC(SS)
BSL-04-SC(SS)	BSL-06-SC(SS)	BSL-10-SC(SS)	



SDV-SS/SC 鸟巢消声器

MODEL			
SDV-M5-SC(SS)	SDV-01-SC(SS)	SDV-02-SC(SS)	SDV-03-SC(SS)
SDV-04-SC(SS)	SDV-06-SC(SS)		



PSGJ 插入型塑料消声器

MODEL			
PSGJ06	PSGJ08	PSGJ10	PSGJ12



BSLM-SC/SS 平头消声器

MODEL			
BSLM-M5-SC(SS)	BSLM-01-SC(SS)	BSLM-02-SC(SS)	BSLM-03-SC(SS)
BSLM-04-SC(SS)	BSLM-06-SC(SS)	BSLM-10-SC(SS)	



聚氨酯管

Pu Tubes


订购号 /Order

型号 \model	PU		8×5	-100	□			
指引 \guide	①		②	③	④			
①	PU	PU管 Polyurethane Tube	UC	PU 弹簧管 Polyurethane Coil Tube	PA	尼龙管 Nylon Tube	AC	PA 弹簧管 Nylon Coil Tube
②	外径 /O.D× 内径 /I.D (mm) : 8×5							
③	长度 /Length: 100m/ 卷 (Roll); 弹簧管长度 /Coil Tube Length:3、6、7.5、9、12、15m							
④ ¹⁾	颜色 /Color							
	BK	黑色 /Black	BU	蓝色 /Blue	OR	橙色 /Orange		

注 /Note 1) : 颜色可根据客户要求定制 Colors can be customized according to customer requirements

特点 /FEATURES

- 可塑性聚氨酯材质, 符合 ROHS 环保要求;
 - 高弹性: 小的弯曲半径使 PU 管能通过紧密空间;
 - 防打结: 比其他塑料管有较佳的防打结效果;
 - 优异的回塑性: 可承受重复的伸缩;
 - 防磨损: 使用期限长, 适用于易磨损的环境;
 - 气体的渗透性低: 减低了渗漏和污染的问题;
 - 抗溶解性佳: 没有溶剂会漏出因此不会污染环境;
 - 压缩性低: 维持优良的物理性能;
 - 广泛的抵抗力: 对化学物、水、燃料、油和菌有一定抵抗力。
- Flexible polyurethane material, which is reached the ROHS environmental protection requirements;
 - High elasticity, the PU tube can through a tight space when the tube with a small bending;
 - The knot: knot effects are better than other plastic pipes;
 - Excellent plastic back: withstand repeated expansion;
 - Breakage-proof: long life span, which is applicable to the easy wear and tear environment;
 - Low permeability of gas: decrease the permeability and pollution;
 - Good resistance to dissolve: no solvent will be leaked out, the environment pollution won't be happened;
 - Low compressibility: maintaining good physical properties;
 - Awdaranga of resistance: chemicals, water, fuel, oil and bacteria with acertain resistance.



技术参数 /SPECIFICATIONS

材料 /Material	PU
使用流体 /Fluid	空气 /Air
爆破压力范围 /Burst pressure	见表格 refer to the table below
工作压力范围 /Operating Pressure	见表格 refer to the table below
使用温度范围 /Operating Temperature	-20-+60° C

- 聚氨酯管

-Pu Tubes

规格	外径 (mm)	内径 (mm)	工作压力 (230C, bar)	爆破压力 (230C,bar)	弯曲半径 (mm)	每卷长度 (m)
Code	O. D	I. D	Operating Pressure	Burst Pressure	Bend Radius	Length
3x2	φ3	φ2	7.5	30	6	200
4x2	φ4	φ2	8	44	8	200
4x2.5	φ4	φ2.5	8	35	10	200
5x3	φ5	φ3	8	35	15	200
6x4	φ6	φ4	7.5	30	15	200
8x5	φ8	φ5	8	35	20	100
8x5.5	φ8	φ5.5	6	24	20	100
8x6	φ8	φ6	4	16	25	100
10x6.5	φ10	φ6.5	8	32	25	100
10x7.5	φ10	φ7.5	4	16	35	100
12x8	φ12	φ8	7.5	30	35	100
12x9.5	φ12	φ9.5	4	16	50	100
14x10	φ14	φ10	6	24	60	50
16x11	φ16	φ11	8	35	70	50
16x12	φ16	φ12	7.5	30	80	50

备注：UC 弹簧管长度、颜色可以定做。

Note:We can do other length and color for UC tube.